



British Car Repair, Inc.

**Invoice (#50634)****Against Estimate #: 10780**

Customer: [REDACTED]

Vehicle: 1954 JAGUAR XK120

Service advisor: Olivia Wright

Download

Approve

^ INSPECTION

Approved \$720.00

Labor

Price	Qty/Hrs	Total
\$175.00	4	\$700.00

PERFORM VEHICLE INSPECTION.

=====

INSPECT CYLINDER COMPRESSIONS - ALL
BETWEEN 125-130 PSI.SIGNIFICANT OIL LEAK FROM REAR MAIN.
FREEZE PLUG BETWEEN EXHAUST MANIFOLDS IS
LEAKING.MINOR DIFFERENTIAL PINION OIL SEAL LEAK.
RECOMMEND REPLACEMENT OF DIFFERENTIAL
OIL.ONE LOWER CONTROL ARM BUMP STOP IS
MISSING.UPPER AND LOWER BALL JOINTS NEED TO BE
REPLACED.STEERING SIDE RODS HAVE WORN BALL JOINTS.
BUSHINGS IN STEERING CENTER ROD ARE
WORN.ADD TWO QUARTS ENGINE OIL.
RECOMMEND COOLANT FLUSH.THERMOSTAT HOUSING GASKET AND BY-PASS
HOSE ARE CRUSTY - SIGNS OF COOLANT LEAKING.
COOLANT HOUSING INLET ON INTAKE MANIFOLD
IS ALSO CRUSTY.SECURE LOOSE BULB AT LICENSE PLATE LAMP.
REVERSE LIGHT IS OUT - WIRING AT SWITCH
NEEDS REPAIR.IGNITION LIGHT IS UPSIDE DOWN ON
DASHBOARD.

CIGARETTE LIGHTER DOES NOT WORK.

HEATER FAN DOES NOT WORK.

WINDSHIELD WIPERS DO NOT WORK.

OIL 20\50	\$10.00	2	\$20.00
ENGINE OIL 20\50			

Service subtotal: \$720.00

^ BRAKE FLUID

Approved \$362.30

Price	Qty/Hrs	Total
-------	---------	-------

Labor \$175.00 2 \$350.00
CLUTCH PEDAL MOVEMENT HAS WORN
THROUGH HOSE BETWEEN RESERVOIR AND
BRAKE MASTER CYLINDER CAUSING FLUID TO
LEAK.
ADJUST EXCESS PLAY IN CLUTCH RELEASE
BEARING ARM.
REPOSITION LINE BETWEEN RESERVOIR AND
MASTER CYLINDER. REPLACE DAMAGED/WORN
HOSES.
ADD FLUID AND BLEED BRAKE HYDRAULIC
SYSTEM.
ROAD TEST VEHICLE.
NOTE: BRAKE PULL TO THE RIGHT ON
APPLICATION.

BVF	\$1.00	10	\$10.00
BRAKE FLUID			
HAZARDOUS WASTE - BRAKE FLUID	\$2.30	1	\$2.30
HAZ			

Service subtotal: \$362.30

Summary

Total Parts	\$30.00
Total Labor	\$1,050.00
Subtotal	\$1,080.00
Service Discount	(\$0.00)
Fees (Hazmat / EPA)	\$2.30
Order Discount	(\$0.00)
Shop Supplies	\$0.00
Taxes	\$2.70
Grand Total	\$1,085.00
Paid to date	\$1,085.00
Remaining balance	\$0.00

Deferred total \$0.00

Service advisor: Clint Wright

Attachments

Filename	Type	Size	Actions
0780-1.jpg	Image	2.06 MiB	
0780-2.jpg	Image	2.70 MiB	



British Car Repair, Inc.
 (415) 457-1707
 ccwbcr@gmail.com
 142 Mill Street, San Rafael, CA, USA, 94901
 Business/GST#: AB 220451

187

Invoice # 50853

Against Estimate#: 11029
 Created: Aug 11, 2022
 Invoiced: Aug 16, 2022
 Service advisor: Olivia Wright

1954 JAGUAR XK120
 VIN: 675583
 Mileage: 11093 mi
 License Plate: 4XJX186

Customer notes

ENGINE HAS OIL LEAK.
 DIFFERENTIAL IS LEAKING.
 WHEEL SEALS ARE SEEPING.
 BALL JOINTS ARE WORN.
 TIE ROD ENDS HAVE PLAY.
 IDLER ARM IS LOOSE.
 FREEZE PLUGS ARE LEAKING - PARTICULARLY LEFT SIDE.

NO START

Authorized

Name	Description	Price	QTY/HR	Amount
1 Labor	VEHICLE TOWED INTO SHOP. PERFORM VEHICLE INSPECTION. CALL AND REPORT TO OWNER UPON INSPECTION. =====			\$350.00
	BATTERY NEEDS TO BE REPLACED. INSULATE WIRES HANGING AT UNDERSIDE OF TRANSMISSION: FUEL TANK UNIT. STEERING BOX FRONT SEAL LEAKS, SECURE BOLTS - MONITOR AT NEXT SERVICING. REPAIR LEAK AT CARBURETORS - ADJUST FLOAT LEVEL AT REAR CARB. SEE RECOMMENDATIONS.			

Service subtotal: \$350.00

BATTERY

Authorized

Name	Description	Price	QTY/HR	Amount
1 Labor	FIT LITHIUM BATTERY TO VEHICLE. FIT BATTERY TENDER. TEST CHARGING SYSTEM - GOOD. NOTE: ELECTRIC COOLING FAN IS WIRED SUCH THAT IT CAN REMAIN ON AFTER ENGINE IS TURNED OFF.			\$350.00
2 BRL-G30C	BATTERY LITHIUM 12V	\$700.00	1	\$700.00
3 CA BATTERY TAX FEE		\$2.00	1	\$2.00
4 FREIGHT	FREIGHT	\$35.00	1	\$35.00

Service subtotal: \$1,087.00

Thank you for your business. The work is complete and your payment is due upon pickup of the vehicle. Mechanics liens may be placed on vehicles until repairs are paid for in full. Please contact us promptly if you have any questions about anything we did.

Beginning 08/01/2022, a new fee tier will occur for merchant transaction costs. If you pay by cash or check, there is no extra fee. If you pay by debit card, there will be an extra fee of 1.25% plus a 25-cent transaction fee. If you pay by credit card, there will be an extra fee of 3.5%.

We warranty our labor service and new parts for 12 months or 6000 miles, whichever occurs first. If our repair or replacement part fails within warranty duration, you must return your vehicle to us and we will repair or replace those items free of charge. There is no other warranty written or implied. Warranties for sublet repairs are done under the terms of the sublet company.

Signature: _____

Part	\$700.00
Labor	\$700.00
Amount	\$1,400.00
Total Service Level Fees	\$37.00
Subtotal	\$1,437.00
Tax	\$63.00
Grand total	\$1,500.00
Paid to date	\$1,500.00
Remaining balance	\$0.00

ALL PARTS INSTALLED ARE NEW UNLESS SPECIFIED OTHERWISE

Vintage Auto Service

4721A Tidewater Ave. • Oakland, CA 94601
 Phone 510•534•5464 • Fax 510•534•5424
 l.com

001626

DATE 11-20-22

QUAN.	PART NO.	DESCRIPTION	SALE AMOUNT
1 N		Lower gasket set	89 85
2 N		Rear leaf springs	468 -
1 N		Clutch Kit	427 69
1 N		Engine chrome kit	224 17
1 N		Cam bearing set	96 64
1 N		Tappet hold down	149 26
1 N		Lower Timing guide	16 40
2 N		Upper Timing guide	38 99
8 N		Upper wishbone bush	96 80
2 N		Leaf spring bush	21 40
4 N		Eye bushing	14 96
1 N		Lower chain	107 83
4 N		Distance Piece	46 88
2 N		Spring leather	439 -
1 N		Crank spacer	58 90
8 N		Lower wishbone bush	82 64
2 N		Roll bar bush	12 20
12 N		1" Tappet	191 76
1 N		Upper chain	122 -
1 N		Re-lamp	3 79 -
4 N		Sway link bush	20 40

YEAR	TYPE OR MODEL	MOTOR NO.	SERIAL NUMBER	LICENSE NUMBER	ODOMETER
52	XK 120 OTS	F341-8	5675583	4x5x186	
REPAIR ORDER - LABOR INSTRUCTIONS					
LUBRICATE <input type="checkbox"/> CHANGE OIL <input type="checkbox"/> FLUSH TRANS. <input type="checkbox"/> FLUSH DIFF. <input type="checkbox"/> WASH <input type="checkbox"/> POLISH <input type="checkbox"/>					

Rebuild damper

239 - 5

TOTAL PARTS	3109 77
ESTIMATE AMOUNT	PARTS LABOR
ADD'L AUTH. AMT.	DATE
ADD'L AUTH. AMT.	DATE
ADD'L AUTH. AMT.	DATE
ESTIMATE TOTAL	

Unless otherwise provided by law, the seller (above named dealership) hereby expressly disclaims all warranties, either express or implied, including any implied warranty of merchantability or fitness for a particular purpose, and neither assumes nor authorizes any other person to assume for it any liability in connection with the sale of said products.

I HEREBY AUTHORIZE THE ABOVE REPAIR WORK TO BE DONE, ALONG WITH NECESSARY MATERIALS. YOU AND YOUR EMPLOYEES MAY OPERATE ABOVE VEHICLE FOR PURPOSES OF TESTING, INSPECTION OR DELIVERY AT MY RISK. AN EXPRESS MECHANIC'S LIEN IS ACKNOWLEDGED ON ABOVE VEHICLE TO SECURE THE AMOUNT OF REPAIRS THERETO. YOU WILL NOT BE HELD RESPONSIBLE FOR LOSS OR DAMAGE TO VEHICLE OR ARTICLES LEFT IN VEHICLE IN CASE OF FIRE, THEFT, ACCIDENT OR ANY OTHER CAUSE BEYOND YOUR CONTROL.

AUTHORIZED BY
 RECEIVED BY

GAL. GASOLINE	3
QTS. OIL	2
LBS. GREASE	2
TOTAL GAS - OIL - GREASE	

TOTAL LABOR	
TOTAL PARTS	3109 77
GAS, OIL, GREASE	
SPECIAL REPAIRS	239 -
ENVIRONMENTAL CHARGES	
STATE TAX	115 -
TOTAL AMOUNT	3782 52

WH1

02/16/23

MOSS MOTORS, LTD.

440 RUTHERFORD STREET

GOLETA, CA 93117

01/11/23

G-GRND

INVOICE 5-0072070

PAGE: 1

RETURN
LABEL

RETURN ADDRESS:

MOSS MOTORS, LTD.

440 RUTHERFORD STREET

GOLETA, CA 93117

Customer Reference : 1954 XK120

Web Reference :

Sales Person : Don Green Ext: 3001

Orig. Order	Qty Ship	B/O	Cust. Reference Part Number	Shipped Part Number	U O M	Description	Oversize Parts Fee	Catalog Price	Unit Price	Extended
1	1			39-1616TAN	Each	120 TONNEAU, TAN/TAN		799.99	799.99	799.99

#865.99 AX

***** END OF ORDER *****

All Prices are in US Dollars

Subtotal:	799.99
Sales Tax:	66.00
Total:	865.99
XXXX-XXXX-XXXX-6000 CC Credit Card:	-865.99

See Back for Returns Procedure

NH1

1/30/23

MOSS MOTORS, LTD.

40 RUTHERFORD STREET

GOLETA, CA 93117



01/12/23

G-GRND

INVOICE 5-6 1147

PAGE: 1

SHIP TO

RETURN
LABEL

BOX

BOX

BOX



Customer Reference :

Web Reference :

Sales Person : MICHAEL ZANGHI Ext:

Orig. Order	Qty Ship	B/O	Cust. Reference Part Number	Shipped Part Number	U O M	Description	Oversize Parts Fee	Catalog Price	Unit Price	Extended
1	1			37-5760STO	Each	CAR COVER, STORMPROOF		299.99	299.99	299.99

***** END OF ORDER *****

All Prices are in US Dollars

Subtotal:	299.99
Sales Tax:	24.75
Shipping:	24.99
Total:	349.73
XXXX-XXXX-XXXX-6000 CC Credit Card:	-349.73

See Back for Returns Procedure

WH1

02/15/23

MOSS MOTORS, LTD.

440 RUTHERFORD STREET

GOLETA, CA 93117

02/03/23

G-GRND

INVOICE 5-0271408

PAGE: 1

RETURN
LABEL

BOX

Customer Reference :

Web Reference :

Sales Person : Jason Laffey Ext: 7126

Orig. Order	Qty Ship	B/O	Cust. Reference Part Number	Shipped Part Number	U O M	Description	Oversize Parts Fee	Catalog Price	Unit Price	Extended
1	1			37-5760SST	Each	CAR COVER, SATIN STRETCH, TAN		279.99	279.99	279.99

\$303.09 AX

***** END OF ORDER *****

All Prices are in US Dollars

Subtotal:	279.99
Sales Tax:	23.10
Total:	303.09
Credit Memo CM-480312:	-303.09

See Back for Returns Procedure

ALL PARTS INSTALLED ARE NEW UNLESS SPECIFIED OTHERWISE

Vintage Auto Service

4721A Tidewater Ave. • Oakland, CA 94601
Phone 510•534•5464 • Fax 510•534•5424
vintageautoservice@gmail.com

001549

4-10-23

QUAN.	PART NO.	DESCRIPTION	SALE AMOUNT
1	N	16" cooling fan	267 31
1	N	Alloy radiator	1296 90
2	N	Copper brake washer	33 60
1	N	Brake master cyl	284 99
2	N	E. brake boot	37 98
2	N	Rear wheel cyl.	297 70
4	N	Front wheel cyl.	479 36
8	N	Friction pads	63 52
1	N	Auto adj bars	335 16
1	N	Water pump	479 90
1	N	Fan belt	23 85
7	N	Freeze plugs	84 -
1	N	Nose clamp kit	298 65
1	N	Oil filter	12 90
1	N	Ignition Neg. 123	562 -
2	N	ball joint boot	7 12
2	N	lower ball joint	69 76
2	N	upper ball joints	65 78
1	N	Brake reservoir	107 89
1	N	pive connector	9 90
1	N	banjo bolt	48 -

TOTAL PARTS

4866 27

ESTIMATE AMOUNT

ADD'L AUTH. AMT.

ADD'L AUTH. AMT.

ADD'L AUTH. AMT.

ESTIMATE TOTAL

Unless otherwise provided by law, the seller (above named dealership) hereby expressly disclaims all warranties, either express or implied, including any implied warranty of merchantability or fitness for a particular purpose, and neither assumes nor authorizes any other person to assume for it any liability in connection with the sale of said products.

NAME

ADDRESS

CITY

YEAR

TYPE OR MODEL

MOTOR NO.

SERIAL NUMBER

LICENSE NUMBER

ODOMETER

52

XX120

F3141-8

5675583

4XJX186

11,093

OPER. NO.

REPAIR ORDER - LABOR INSTRUCTIONS

ORDER WRITTEN BY

LUBRICATE

CHANGE OIL

FLUSH TRANS.

FLUSH DIFF.

WASH

POLISH

\$

RETAIN PARTS ☐

DESTROY PARTS ☐

I HEREBY AUTHORIZE THE ABOVE REPAIR WORK TO BE DONE ALONG WITH NECESSARY MATERIALS. YOU AND YOUR EMPLOYEES MAY OPERATE ABOVE VEHICLE FOR PURPOSES OF TESTING, INSPECTION OR DELIVERY AT MY RISK. AN EXPRESS MECHANIC'S LIEN IS ACKNOWLEDGED ON ABOVE VEHICLE TO SECURE THE AMOUNT OF REPAIRS THEREON. YOU WILL NOT BE HELD RESPONSIBLE FOR LOSS OR DAMAGE TO VEHICLE OR ARTICLES LEFT IN VEHICLE IN CASE OF FIRE, THEFT, ACCIDENT OR ANY OTHER CAUSE BEYOND YOUR CONTROL.

AUTHORIZED BY

RECEIVED BY

QAL GASOLINE

QTS. OIL

LBS. GREASE

TOTAL GAS - OIL - GREASE

TOTAL LABOR

TOTAL PARTS

GAS, OIL, GREASE

SPECIAL REPAIRS

ENVIRONMENTAL CHARGES

Freight

STATE TAX

TOTAL AMOUNT

4866.27

183 -

498 79

5548 06

ALL PARTS INSTALLED ARE NEW UNLESS SPECIFIED OTHERWISE

Vintage Auto Service

4721A Tidewater Ave. • Oakland, CA 94601
Phone 510•534•5464 • Fax 510•534•5424
vintageautoservice@email.com

001555

QUAN.	PART NO.	DESCRIPTION	SALE AMOUNT	
1 N		Hose kit Silicone	288	94
1 N		brake m/c shield	134	65
2 N		brake banjo bolt	110	20
1/2 gal		coolant	33	-
1 pt.		water wetter	24	-
1 N		plug wire conduit	42	90
2 N		exhaust manifold gasket	11	98
2 N		Track rod	318	-
2 N		Track rod pin & bush	137	60
2 N		cam cover gaskets	14	68
2 N		breather gaskets	77	0
2 N		cam cover seals	8	60
26 N		Copper washer	27	04
6 N		Valve shims	31	80
2 N		bump stops	30	58
SPECIAL REPAIRS				
TOTAL PARTS 1227 67				
ESTIMATE AMOUNT PARTS LABOR				
ADD'L AUTH. AMT.	TIME	BY		
ADD'L AUTH. AMT.				
ADD'L AUTH. AMT.				
ESTIMATE TOTAL				
Unless otherwise provided by law, the seller (above named dealership) hereby expressly disclaims all warranties, either express or implied, including any implied warranty of merchantability or fitness for a particular purpose, and neither assumes nor authorizes any other person to assume for it any liability in connection with the sale of said products.				

NAME	DATE	TIME RECEIVED	TERMS
	4-10-23		
ADDRESS	CITY	STATE	CUSTOMER'S ORDER NO.
YEAR	TYPE OR MODEL	MOTOR NO.	SERIAL NUMBER
62	XR120	F3141-8	5675583
LICENSE NUMBER	ODOMETER		
4XJX186	11,093		
REPAIR ORDER - LABOR INSTRUCTIONS			
ORDER WRITTEN BY			
LUBRICATE <input type="checkbox"/>	CHANGE OIL <input type="checkbox"/>	FLUSH TRANS. <input type="checkbox"/>	FLUSH DIFF. <input type="checkbox"/>
WASH <input type="checkbox"/>	POLISH <input type="checkbox"/>		
See attached labor 21.5 hrs @ \$185.-			
Jett hot two exhaust manifolds			
RETAIN PARTS <input type="checkbox"/> DESTROY PARTS <input type="checkbox"/>			
TOTAL LABOR		3977 50	
TOTAL PARTS		1227 67	
GAS, OIL, GREASE			
SPECIAL REPAIRS		493 - 5	
ENVIRONMENTAL CHARGES			
Freight		135 -	
STATE TAX		125.84	
TOTAL GAS - OIL - GREASE			
TOTAL AMOUNT		5959.01	

Vintage Auto Service


4721 Tidewater Ave Suite A

Oakland, CA 94601

510-534-5464

vintageautoservice@gmail.com

4/10/23


1952 Jaguar XK120 OTS
S675583

Cooling System:

1. Drain cooling system and remove old cooling hoses. Remove radiator and water pump.
2. Remove carpets from passenger compartment, and transmission tunnel.
Remove freeze plugs from side of engine block.
3. Clean out registers in engine block to prep for installation of new freeze plugs, and flush cooling passages in engine. Install new rubber expandable freeze plugs.
4. Install new water pump onto timing chain cover.
5. Modify XK140 cooling fan to fit and install onto water pump. Install new fan belt.
6. Remove thermostat housing from old radiator, clean and polish. Install onto new aluminum radiator, with new thermostat.
7. Install new aluminum radiator. Modify and install side radiator ducts.
8. Install new cooling hoses, with new clamps.

Ignition System:

Vintage Auto Service

4721 Tidewater Ave Suite A

Oakland, CA 94601

510-534-5464

vintageautoservice@gmail.com

1. Remove old distributor, and ignition wires. Install new 123 Ignition distributor.
2. Un-torque two cylinder head dome nuts, install new ignition wire loom, and re-torque cylinder head nuts.
3. Make new set of carbon core ignition wires, and feed into ignition loom.


Cylinder Head:

1. Remove camshaft covers and breather cover. Inspect timing chain tension, and measure valve lash. Both upper and lower chains loose, and valve lash in need of adjustment. Unable to adjust lower chain tension without removal and disassembly of engine.
2. Remove camshafts and adjust valve lash. Polish tappet skirts, cover wear surfaces with assembly lube and reassemble valvetrain.
3. Adjust upper timing chain tension via eccentric.
4. Clean gasket surfaces for camshaft covers, and breather cover. Polish camshaft and breather covers, and reinstall.
5. Remove exhaust manifolds and package in order to ship for coating.

Engine Block:

1. Clean engine block with solvent, etch with acetone, and paint black.
2. Replace front ripped motor mounts.

4/13/23


1952 Jaguar XK120 OTS
S675583

Phase 1 Completion:

- Complete brake system overhaul
- Complete carburetor service, and refit to engine
- Tune engine
- Complete suspension overhaul
- Complete fluid service
- Repair reverse light connector
- Replace differential pinion seal & U joints in drive shaft
- Diagnose and repair charging system

Total Labor Estimate: **32 Hours**
 + \$400 in Misc parts
 \$6,916.00

Phase 2:

- | | |
|---|--------------------------------|
| • Remove, rebuild, and reinstall engine | \$20,000 (worst case scenario) |
| • Fit power steering unit to car | \$6,500 |
| • Repair rear tube shock conversion | \$1,500 |
| <u>Total :</u> | \$28,000 |

ALL PARTS INSTALLED ARE NEW UNLESS SPECIFIED OTHERWISE

Vintage Auto Service

4721A Tidewater Ave. • Oakland, CA 94601
Phone 510•534•5464 • Fax 510•534•5424

001569

QUAN.	PART NO.	DESCRIPTION	SALE AMOUNT
2 qt	75-90	diff oil	47 98
3 qt	Synchromax		70 47
13 qt	Castrol	20-50	142 87
4 N	185-16	Vredestein Tire	1187 32
2 N	Ext. Mirror		549 38
1 N	Brake bands	Y	110 -
1 N	Pinion Seal		22 -

NAME

DATE

4-19-23

ADDRESS

TIME RECEIVED

TERMS

A.M.

P.M.

TIME PROMISED

CUSTOMER'S ORDER

CITY

PHONE
WHEN
READY ?

A.M.

P.M.

NO.

YEAR

TYPE OR MODEL

MOTOR NO.

SERIAL NUMBER

LICENSE NUMBER

ODOMETER

OPER. NO.

REPAIR ORDER - LABOR INSTRUCTIONS

ORDER
WRITTEN BYLUBRICATE ☐CHANGE
OIL ☐FLUSH
TRANS. ☐FLUSH
OIL ☐WASH ☐POLISH ☐

\$

Replace the diff pinion seal
• 5 hrs @ \$ 185.-

92.50

SPECIAL REPAIRS:

Mount and balance 5 16" Tire

2.50 - 5

RETAIN PARTS ☐DESTROY PARTS ☐

TOTAL PARTS

2130 02

I HEREBY AUTHORIZE THE ABOVE REPAIR WORK TO BE DONE, ALONG WITH NECESSARY MATERIALS. YOU AND YOUR EMPLOYEES MAY OPERATE ABOVE VEHICLE FOR PURPOSES OF TESTING, INSPECTION OR DELIVERY AT MY RISK. AN EXPRESS MECHANIC'S LIEN IS ACKNOWLEDGED ON ABOVE VEHICLE TO SECURE THE AMOUNT OF REPAIRS THERETO YOU WILL NOT BE HELD RESPONSIBLE FOR LOSS OR DAMAGE TO VEHICLE OR ARTICLES LEFT IN VEHICLE IN CASE OF FIRE, THEFT, ACCIDENT OR ANY OTHER CAUSE BEYOND YOUR CONTROL.

AUTHORIZED BY

RECEIVED BY

GAL. GASOLINE @

QTS. OIL @

LBS. GREASE @

TOTAL GAS - OIL - GREASE

TOTAL LABOR

92.50

TOTAL PARTS

2130 02

GAS, OIL, GREASE

SPECIAL REPAIRS

ENVIRONMENTAL
CHARGES

STATE TAX

TOTAL AMOUNT

2.50 - 5

28 -

106 -

218 32

2824 84

ESTIMATE TOTAL

Unless otherwise provided by law, the seller (above named dealership) hereby expressly disclaims all warranties, either express or implied, including any implied warranty of merchantability or fitness for a particular purpose, and neither assumes nor authorizes any other person to assume for it any liability in connection with the sale of said products.

ALL PARTS INSTALLED ARE NEW UNLESS SPECIFIED OTHERWISE

Vintage Auto Service

4721A Tidewater Ave. • Oakland, CA 94603

Phone 510-534-5464 • Fax 510-534-5424


vintageautoservice@gmail.com

001570

DATE 5-5-23

QUAN.	PART NO.	DESCRIPTION	SALE AMOUNT
1	N	Transmission	18 99
1	N	Adjusting rod	42 85
1	N	Adjusting nut	23 95
1	N	Clutch pin	4 -
1	N	Transmission spring	11 98
1	N	Clutch lever	126 -
2	N	Habeco Head lamp	39 96
1	N	P-32 Helicoil	2 99
2	N	qt brake fluid	52 78
1	N	carb float	16 99
4	N	fiber bango washer	4 16
2	N	carb rebuild kit	153 94
1	N	tube locker socket	24 49
1	N	Reverse light connector	12 90
1	N	pt. electric tube	7 90
SPECIAL REPAIRS			
TOTAL PARTS			555 88
ESTIMATE AMOUNT			
ADD'L AUTH. AMT.	TIME	BY	
ADD'L AUTH. AMT.			
ADD'L AUTH. AMT.			
ESTIMATE TOTAL			

Unless otherwise provided by law, the seller (above named dealership) hereby expressly disclaims all warranties, either express or implied, including any implied warranty of merchantability or fitness for a particular purpose, and neither assumes nor authorizes any other person to assume for it any liability in connection with the sale of said products.



YEAR	TYPE OR MODEL	MOTOR NO.	SERIAL NUMBER	LICENSE NUMBER	ODOMETER
52	XK120	055 F341-8	5675583	4XJX186	

OPER. NO.	REPAIR ORDER - LABOR INSTRUCTIONS	ORDER WRITTEN BY
	LUBRICATE <input type="checkbox"/> CHANGE OIL <input type="checkbox"/> FLUSH TRANS <input type="checkbox"/> FLUSH DIFF. <input type="checkbox"/> WASH <input type="checkbox"/> POLISH <input type="checkbox"/> \$	
	See Attached Labor 29 hrs @ \$ 185-	
RETAIN PARTS <input type="checkbox"/> DESTROY PARTS <input type="checkbox"/>		

I HEREBY AUTHORIZE THE ABOVE REPAIR WORK TO BE DONE, ALONG WITH NECESSARY MATERIALS. YOU AND YOUR EMPLOYEES MAY OPERATE ABOVE VEHICLE FOR PURPOSES OF TESTING, INSPECTION OR DELIVERY AT MY RISK. AN EXPRESS MECHANIC'S LIEN IS ACKNOWLEDGED ON ABOVE VEHICLE TO SECURE THE AMOUNT OF REPAIRS THERETO. YOU WILL NOT BE HELD RESPONSIBLE FOR LOSS OR DAMAGE TO VEHICLE OR ARTICLES LEFT IN VEHICLE IN CASE OF FIRE, THEFT, ACCIDENT OR ANY OTHER CAUSE BEYOND YOUR CONTROL.

AUTHORIZED BY		RECEIVED BY	

GAL. GASOLINE	QTS. OIL	LBS. GREASE	TOTAL GAS - OIL - GREASE

TOTAL LABOR	TOTAL PARTS	GAS, OIL, GREASE	SPECIAL REPAIRS	ENVIRONMENTAL CHARGES	Freight	STATE TAX	TOTAL AMOUNT
1215 -	555 88			14 -	47 -	56 98	1788 86

PHASE
I

Vintage Auto Service


4721 Tidewater Ave Suite A

Oakland, CA 94601

510-534-5464

vintageautoservice@gmail.com

5/5/23


1952 Jaguar XK120 OTS
S675583

Brake System:

1. Remove old wheel cylinders, master cylinder, and brake fluid reservoir.
2. Inspect and clean brake shoes, and brake drums.
3. Install six new wheel cylinders, re-fit shoes and brake drums.
4. Modify new single circuit brake master cylinder, and heat shield to fit into existing dual circuit system. Fabricate new brake line from master cylinder to junction at mid-point on frame, feeding rear brakes.
5. Install new single circuit brake fluid reservoir.
6. Bleed and adjust brakes.

Carburetors:

1. Remove carburetors from intake manifold. Clean and inspect carburetors.
2. Remove and replace carburetor gaskets and seals.
3. Set float levels, and reinstall carburetors onto intake manifold with new base gaskets.
4. Balance carburetors and set fuel mixture.
5. Rinse air cleaners and reinstall.
6. Remove, test, and refit choke solenoid.

Vintage Auto Service

4721 Tidewater Ave Suite A

Oakland, CA 94601

510-534-5464

vintageautoservice@gmail.com

Suspension/Steering:

1. Remove tension from front torsion bars, note that driver's side adjuster bolt retainer broken. Remove driver's floor, capture adjuster bolt, and remove tension from adjuster.
2. Disconnect both outer steering tie rods and center steering tie rod. Remove driver, and passenger side upright assemblies.
3. Remove upper ball joints, and install new units onto upper control arms.
4. Remove lower ball joints and fit new cups into lower ball joint retainers, and reassemble units packed with grease and shimmed to proper tension.
5. Press out old tapered pins from center tie rod, clean tie rod and press in new pins.
6. Refit upright assemblies to car, install new outer tie rod assemblies, and reinstall center tie rod assemblies.
7. Readjust torsion bars, and refit driver's floor.

Engine Compartment:

1. Drain engine oil, and remove oil filter housing, and clean housing. Install new o-ring seal and filter element. Refill engine with Castrol 20W-50.
2. Reinstall Jet-Hot coated exhaust manifolds onto cylinder head and refit exhaust system.

Vintage Auto Service

4721 Tidewater Ave Suite A

Oakland, CA 94601

510-534-5464

vintageautoservice@gmail.com

3. Mask engine compartment around steering column, clean steering column with acetone and mild abrasive to prep for paint. Paint Steering column.
4. Fabricate and install radiator duct on frame head.

Chassis/Drive Train:

1. Change transmission fluid
2. Clutch linkage determined to be worn beyond usable life. Disassemble clutch linkage, and replace clutch pedal lever and pushrod assembly. Install missing clutch return springs.
3. Drain differential fluid. Remove differential cover, clean and install new gasket. Refill differential with 75W-90 redline.
4. Remove driveshaft, differential front yoke, and pinion seal. Clean housing and install new pinion seal. Reinstall front yoke and driveshaft.
5. Grease chassis lubrication points.
6. Send out the wheels and tires to have 4 new tires fitted, and the spare tire replaced with one of the existing Vredestein tires.

Electrical:

1. Diagnose charging system. Charging system in working order, amp gauge still wired for positive ground. Remove under-dash panels and rewire amp gauge to read correctly for negative ground.

Vintage Auto Service

4721 Tidewater Ave Suite A

Oakland, CA 94601

510-534-5464

vintageautoservice@gmail.com

2. Reverse lights determined to be non-functional. Install missing reverse light connector onto 5-speed transmission, and wire to existing reverse light wires.
3. Passenger's side headlight cracked. Remove both headlights, and replace with new units.

Body:

1. Remove fender-mounted rear view mirrors, and plug holes. Install rear view mirrors onto windshield A-posts.

ALL PARTS INSTALLED ARE NEW UNLESS SPECIFIED OTHERWISE

Vintage Auto Service

4721A Tidewater Ave. • Oakland, CA 94601
Phone 510•534•5464 • Fax 510•534•5424
vintageautoservice@gmail.com

001634

DATE 12-20-23

QUAN.	PART NO.	DESCRIPTION	SALE AMOUNT
1N	EZ power strg kit		4,435 --
1N	Top chain guide R		38 9 8
1N	Rear seal conversion		429 90
1N	H/D front sway bar		546 --
1N	Flywheel ring gear		102 85
1N	Head set gasket		159 99
1N	Rear shock conversion		1286 --
1N	set rod bearings + 10		74 45
1N	set main bearings + 10		136 90
1N	piston set + 20		819 79

YEAR		TYPE OR MODEL		MOTOR NO.		SERIAL NUMBER		LICENSE NUMBER		ODOMETER															
52		XX120		055		F314L-8		5675583		4X5N186															
OPER. NO.				REPAIR ORDER - LABOR INSTRUCTIONS								ORDER WRITTEN BY													
LUBRICATE <input type="checkbox"/>				CHANGE OIL <input type="checkbox"/>				FLUSH TRANS. <input type="checkbox"/>				FLUSH DIFF. <input type="checkbox"/>				WASH <input type="checkbox"/>				POLISH <input type="checkbox"/>				\$	
<p>Remove the engine and transmission from the car. Disassemble the engine and deliver to the machine shop.</p> <p>11 hrs. @ \$185.--</p>												RETAIN PARTS <input type="checkbox"/>		DESTROY PARTS <input type="checkbox"/>											
TOTAL PARTS				8035 06				TOTAL LABOR				2,035 --													
ESTIMATE AMOUNT				PARTS LABOR				TOTAL PARTS				8035 06													
ADD'L AUTH. AMT.				TIME				GAS, OIL, GREASE																	
ADD'L AUTH. AMT.				BY				SPECIAL REPAIRS																	
ADD'L AUTH. AMT.								ENVIRONMENTAL CHARGES																	
ESTIMATE TOTAL								Freight				190 --													
								STATE TAX				823 59													
								TOTAL GAS - OIL - GREASE				TOTAL AMOUNT				11083 65									

Unless otherwise provided by law, the seller (above named dealership) hereby expressly disclaims all warranties, either express or implied, including any implied warranty of merchantability or fitness for a particular purpose, and neither assumes nor authorizes any other person to assume for it any liability in connection with the sale of said products.

ALL PARTS INSTALLED ARE NEW UNLESS SPECIFIED OTHERWISE

Vintage Auto Service

4721A Tidewater Ave. • Oakland, CA 94601

Phone 510•534•5464 • Fax 510•534•5424

vintageautoservice@gmail.com

001691

DATE 6/11/24

QUAN.	N	DESCRIPTION	SALE AMOUNT
1N		Tach Cable	39.21
1N		Fuel Feed Hose	86.23
1N		SS Dual Exhaust	795.31
1N		Exhaust Fit Kit	49.01
2N		Pedal Rust Boots	33.40
1QT		140Wt Gear Oil	25.49
6Ft		Header Wrap	12.74
1N		Direction Relay	64.79
12Qts		40Wt Oil	111.48

RECEIVED		TERMS	
M	P.M.	CUSTOMER'S ORDER	
PROMISED		NO.	
M	P.M.	ODOMETER	
YEAR	TYPE OR MODEL	MOTOR NO.	SERIAL NUMBER
52	XK120	F3141-8	5675583
LICENSE NUMBER		4XJX186	
11,124			

OPER. NO.	REPAIR ORDER - LABOR INSTRUCTIONS	ORDER WRITTEN BY
	LUBRICATE <input type="checkbox"/> CHANGE OIL <input type="checkbox"/> FLUSH TRANS. <input type="checkbox"/> FLUSH DIFF. <input type="checkbox"/> WASH <input type="checkbox"/> POLISH <input type="checkbox"/> \$	

Labor: Please See Attached
82 Hours @ \$195/Hr.

SPECIAL REPAIRS

+Manette Control Modification

75-

RETAIN PARTS ☐ DESTROY PARTS ☐

TOTAL PARTS	1217.67
ESTIMATE AMOUNT	PARTS LABOR
ADD'L AUTH. AMT.	TIME BY
ADD'L AUTH. AMT.	
ADD'L AUTH. AMT.	
ESTIMATE TOTAL	

Unless otherwise provided by law, the seller (above named dealership) hereby expressly disclaims all warranties, either express or implied, including any implied warranty of merchantability or fitness for a particular purpose, and neither assumes nor authorizes any other person to assume for it any liability in connection with the sale of said products.

I HEREBY AUTHORIZE THE ABOVE REPAIR WORK TO BE DONE, ALONG WITH NECESSARY MATERIALS. YOU AND YOUR EMPLOYEES MAY OPERATE ABOVE VEHICLE FOR PURPOSES OF TESTING, INSPECTION OR DELIVERY AT MY RISK. AN EXPRESS MECHANIC'S LIEN IS ACKNOWLEDGED ON ABOVE VEHICLE TO SECURE THE AMOUNT OF REPAIRS THERETO. YOU WILL NOT BE HELD RESPONSIBLE FOR LOSS OR DAMAGE TO VEHICLE OR ARTICLES LEFT IN VEHICLE IN CASE OF FIRE, THEFT, ACCIDENT OR ANY OTHER CAUSE BEYOND YOUR CONTROL.

AUTHORIZED BY

RECEIVED BY

GAL. GASOLINE 7 @ 5.59

39.11

QTS. OIL @

LBS. GREASE @

TOTAL GAS - OIL - GREASE

TOTAL LABOR	1590.00 -
Sublet	75 -
TOTAL PARTS	1,217.67
GAS, OIL, GREASE	39.11
SPECIAL REPAIRS	
ENVIRONMENTAL CHARGES	
Freight	254.86
STATE TAX	124.81
TOTAL AMOUNT	17,701.45

ALL PARTS INSTALLED ARE NEW UNLESS SPECIFIED OTHERWISE

Vintage Auto Service

4721A Tidewater Ave. • Oakland, CA 94601
Phone 510•534•5464 • Fax 510•534•5424
vintageautoservice@gmail.com

001650

QUAN.	PART N	DESCRIPTION	SALE AMOUNT
1U	E Type	Camshaft Pair	400 -
1N	Gear Red.	Starter	243.09
1N	Steering Box	Seal	16.70
1N	Front Bumper		594.16
2N	Rear Bumpers		573.84
2N	Rear Axle	Wedge	62.23
1N	Front Bumper		544.16
6N	Exhaust	Valves	80.94
1N	Valve Spring	Set	44.08
4N	Chrome Bumper	Nuts	42.90
1N	Timing Chain	Tensioner Block	54.98
1N	"	Spring	30.24
1N	Front Main	Seal	11 -
1N	Pilot Bushing		5.59
1N	Rear Brake	Hose	16.65
2N	Front Brake	Hoses	40.92
2N	2 Pt	Seat Belts	167.69
1N	16" Steering	Wheel	643.58
1N	"	SPECIAL REPAIRS Hub	333.88
30ts	Synchromax	Gear oil	70.47
140ts	Break in	Oil	176.94
1N	Oil Filter		12.90

NA
AD
CIT

YEAR TYPE OR MODEL MOTOR NO. SERIAL NUMBER LICENSE NUMBER
52 XK12C F3141-8 5675583 4XJX186

DATE 6/11/24

RECEIVED
A.M. P.M.
PROMISED
A.M. P.M.
TERMS
CUSTOMER'S ORDER NO.

ODOMETER

11,124

REPAIR ORDER - LABOR INSTRUCTIONS

ORDER WRITTEN BY

LUBRICATE ☐ CHANGE OIL ☐ FLUSH TRANS. ☐ FLUSH OIL ☐ WASH ☐ POLISH ☐

- Upper Shock mount Repair

110 -

- Engine Machine Shop Labor

6,208.84

- Speedometer Rebuild

400 -

- Oil Pan Drain Plug Repair

250 -

RETAIN PARTS ☐ DESTROY PARTS ☐

TOTAL PARTS

4219 -

ESTIMATE AMOUNT

PARTS LABOR

ADD'L AUTH. AMT.

TIME

BY

ADD'L AUTH. AMT.

ADD'L AUTH. AMT.

ESTIMATE TOTAL

I HEREBY AUTHORIZE THE ABOVE REPAIR WORK TO BE DONE, ALONG WITH NECESSARY MATERIALS. YOU AND YOUR EMPLOYEES MAY OPERATE ABOVE VEHICLE FOR PURPOSES OF TESTING, INSPECTION OR DELIVERY AT MY RISK. AN EXPRESS MECHANIC'S LIEN IS ACKNOWLEDGED ON ABOVE VEHICLE TO SECURE THE AMOUNT OF REPAIRS THERETO. YOU WILL NOT BE HELD RESPONSIBLE FOR LOSS OR DAMAGE TO VEHICLE OR ARTICLES LEFT IN VEHICLE IN CASE OF FIRE, THEFT, ACCIDENT OR ANY OTHER CAUSE BEYOND YOUR CONTROL.

AUTHORIZED BY

RECEIVED BY

GAL. GASOLINE

5 @ 5.88/Gal

\$29.40

QTS. OIL

@

LBS. GREASE

@

TOTAL GAS - OIL - GREASE

TOTAL LABOR

Sublet

696.84

TOTAL PARTS

4,219 -

GAS, OIL, GREASE

29.40

SPECIAL REPAIRS

ENVIRONMENTAL CHARGES

Freight

185.19

STATE TAX

432.45

TOTAL AMOUNT


11,834.88

Unless otherwise provided by law, the seller (above named dealership) hereby expressly disclaims all warranties, either express or implied, including any implied warranty of merchantability or fitness for a particular purpose, and neither assumes nor authorizes any other person to assume for it any liability in connection with the sale of said products.

PRINTED IN CHINA

4721 Tidewater Ave Suite A
Oakland, CA 94601
510-534-5464
vintageautoservice@gmail.com

6/11/24
Invoices 001650, 001691


1952 Jaguar XK120 OTS
S675583

1. Drain gas tank. Remove trunk mat and fuel fill cover. Remove trunk boards.
Disconnect fuel sending unit, fuel filler hose, and fuel vent hose from gas tank. Remove spare tire, from trunk and unbolt gas tank removing unit from car.
2. Disconnect driveshaft from rear end yolk. Disconnect e-brake cables from rear wheel cylinders, and unclip cable sheaths from rear axle housings.
Remove exhaust system. Disconnect rear brake flex hose from brake hard line. Unbolt rear shocks from battery shelf, and remove lower mounting perch from rear axle. Remove shackles retaining rear axle assembly to rear leaf springs. Unbolt rear leaf springs from chassis. Remove rear axle assembly from chassis.
3. Clean and etch frame of car in preparation for installation of new upper shock mounts. Have proper upper shock mounts welded onto frame, and paint frame section in order to prevent corrosion.
4. Install new leaf spring assemblies with rear axle assembly. Reinstall e-brake cables onto rear axle housings, and attach to rear wheel cylinders. Install new rear brake hose onto rear axle and reconnect to chassis hard line.
5. Wrap rear leaf springs with proper leather gaitors.

4721 Tidewater Ave Suite A
Oakland, CA 94601
510-534-5464
vintageautoservice@gmail.com

6. Paint and install new lower shock mounts onto rear leaf springs. Reinstall rear shocks.
7. Reinstall gas tank, spare tire, relieve trunk boards to clear rear shocks and reinstall. Reinstall fuel filler hose, fuel vent hose, and fuel fill cover. Reinstall trunk mat.
8. Disconnect steering pitman arm from center drag link, remove steering wheel, chrome finishers, and manette control. Remove driver's side inner fender panel, and remove steering column.
9. Mark steering column housing for appropriate length per EZ power steering kit instructions and cut steering column housing. Mark steering column accordingly and cut to appropriate length.
10. Disassemble steering box in order to reseal, and ensure ball bearings are in good condition. Reassemble steering box.
11. Modify under dash per instructions to accommodate power steering motor. Install EZ-power steering motor into dash. Fit upper steering column cover, and clamp. Install lower steering column cover top to bottom of power steering motor.
12. Mount power steering control module to cowl, and wire accordingly. Install speed sensor in line with speedometer cable on back of speedometer.
13. Install lower steering column section in order to have auxiliary lower steering column piece welded to original lower steering column.

4721 Tidewater Ave Suite A
Oakland, CA 94601
510-534-5464
vintageautoservice@gmail.com

14. Fabricate seal for steering column housing joint between original housing and new lower column section.
15. Reconnect steering drag link and tie rod to steering pitman arm.
16. Fabricate brace mounted on dashboard for upper section of steering column in order to stabilize upper column section.
17. Assemble new 16" wooden steering wheel with hub, and install onto steering column.
18. Have manette control modified according to EZ power steering instructions, and install onto steering wheel.
19. Unload both front torsion bars, and remove front splined foot from rear of lower control arms. Remove front shocks from shock towers and lower control arms. Remove front sway bar from control arm mounts and frame mounts. Remove both front lower control arms from front and rear mounts on frame, and remove all 8 bushings from lower control arm mounts. Unbolt upper control arms from upper ball joints and frame mounts on shock towers. Remove upper control arms and all 8 bushings from upper control arm mounts.
20. Install 8 new lower control arm polyurethane bushings, and reinstall lower control arms. Install 8 new polyurethane upper control arm bushings and reinstall upper control arms. Install new larger front sway bar with new

4721 Tidewater Ave Suite A
Oakland, CA 94601
510-534-5464
vintageautoservice@gmail.com

polyurethane bushings. Reinstall front torsion bar splined feet onto rear of lower control arms, and reinstall front shocks.

21. Remove both front brake hoses due to cracking, and replace with new hoses.

Bleed brake system.

22. Remove speedometer from dash and send out for rebuilding.

23. Reinstall rebuilt speedometer.

24. Receive engine short block from machine shop, mask, and prep for paint.

Paint engine block.

25. Install 8 new freeze plugs, and reinstall oil galley plugs onto side of engine block.

26. Remove windage tray, clean, etch and prep oil pan for drain plug repair.

Deliver to, and pick up oil pan from Norman Racing in Berkeley for drain plug repair.

27. Reinstall windage tray into oil pan, disassemble oil pump in order to inspect condition. Block mating surfaces flat, clean, and reassemble oil pump with fresh gaskets and seals.

28. Disassemble timing chain assembly, clean sprockets and housing.

Reassemble timing chain assembly with new timing chains and guides.

29. Disassemble timing chain tensioner, clean out housing, and reassemble with new spring and tensioner blade.

30. Install distributor drive, oil pump and pickup tubes, timing chain tensioner, intermediate guide, and timing chain assembly.
31. Clean and etch timing chain cover sealing surfaces. Install timing chain cover onto front of engine.
32. Prep mating surfaces and install oil pan onto engine block.
33. Clean head studs, and install into engine block.
34. Polish face of cylinder head, and install eight studs in front of head in order to prep for installation.
35. Install head on block using new up-rated head gasket.
36. Install ignition wire loom onto head studs and torque head to spec.
37. Attach camshafts to timing chain sprockets and set upper timing chain tension via eccentric in center of timing chain assembly.
38. Install tachometer drive seal, and rear blanking cap onto cylinder head.
Install both intake and exhaust camshaft covers onto cylinder head. Install breather cover onto front of cylinder head.
39. Install oil feed line, feeding cylinder head, to rear of engine.
40. Install water drain caulk into side of block.
41. Replace pilot bushing, install flywheel and clutch assembly onto engine.
42. Replace throw-out bearing in bell housing, and reinstall transmission and bell housing assembly onto engine.

43. Disassemble and clean clutch linkage in chassis. Reassemble and lubricate linkage.
44. Reinstall engine and transmission assembly into chassis.
45. Reinstall intake manifold, carburetors, exhaust manifolds, generator, cooling fan, radiator, cooling hoses, and oil filter boss. Install new oil filter.
46. Reconnect carburetor linkage, and oil pressure capillary.
47. Replace tachometer cable due to worn end on old cable.
48. Remove speedometer cable from sheath, clean cable, and lubricate according to speedometer rebuilding instructions.
49. Replace fuel flex hose connecting feed pipe from fuel pump and fuel log on carburetors, due to age and leaking internal hose.
50. Determine old single exit exhaust will not clear rear shocks given proper setup, remove remaining components of old system. Partially heat wrap new exhaust downpipe in order to insulate brake master cylinder and fit to manifolds. Install new muffler with new mounts. Fit new twin tail pipes, mark in order to modify. Modify tail pipes for better fit, and install with new rear mount.
51. Fill engine with break-in oil, remove spark plugs, prime oil system and perform first start of engine. Set ignition timing, adjust fuel mixture and carburetor balance.
52. Install two new 3" wide seat belts with new eyelet anchors.

53. Fabricate new license plate mounts in order to remove second license plate underneath primary plate.
54. Test drive car in order to break in engine.
55. Adjust front brakes in order to better balance braking.
56. Remove front bumpers, and replace with two new bumpers.
57. Remove rear bumpers and replace with two new rear bumpers and four new bumper nuts.
58. Remove license light and reverse light housing, and replace with new light housing.
59. Perform light test, and determine that brake lights do not function due to failed direction indicator relay. Remove old relay, and replace with new unit.
60. Fabricate bracket in order to mount USB charging sockets underneath dashboard. Modify under dash panel in order to accommodate bracket.
61. Reinstall transmission tunnel, arm console, both seats, driver and passenger's foot-well carpeting and floor mats, and transmission tunnel carpeting.
62. Reinstall under dashboard panels.

7/11/24

[REDACTED]
1952 Jaguar XK 120 OTS
675583

1. Receive non running car and charge battery
2. Diagnose car not starting. Determine starter solenoid failed, remove and replace with new unit.
3. Remove old generator due to insufficient charging output with new power steering unit. Fit new dynator alternator to engine and rewire voltage regulator as per dynator instructions.
4. Drain steering box oil, due to lack of steering column housing seal, and fill steering box with grease.

001703

DATE 7/11/24

[illegible]

NAME [REDACTED]						DATE 7/11/24	
ADDRESS [REDACTED]						TIME RECEIVED [] P.M.	
CITY [REDACTED]						TIME FORWARDED [] P.M.	
						CUSTOMER'S ORDER NO.	
YEAR TYPE OR MODEL		MOTOR NO.	SERIAL NUMBER	LICENSE NUMBER	ODOMETER		
52 XK120		F3141-8	675583	4XJX186	11,184		
OPER. NO.						ORDER WRITTEN BY	
REPAIR ORDER - LABOR INSTRUCTIONS							
LUBRICATE <input type="checkbox"/> CHANGE OIL <input type="checkbox"/> FLUSH TRANS <input type="checkbox"/> FLUSH DIFF <input type="checkbox"/> WASH <input type="checkbox"/> POLISH <input type="checkbox"/> \$							
Labor: Please See Attached 5 Hours @ \$230/Hr.							
Outstanding balance from invoice 001691 302.50							
RETAIN PARTS <input type="checkbox"/> DESTROY PARTS <input type="checkbox"/>							
I HEREBY AUTHORIZE THE ABOVE REPAIR WORK TO BE DONE, ALONG WITH NECESSARY MATERIALS. YOU AND YOUR EMPLOYEES MAY OPERATE ABOVE VEHICLE FOR PURPOSES OF TESTING, INSPECTION OR DELIVERY AT MY RISK. AN EXPRESS MECHANIC'S LIEN IS ACKNOWLEDGED ON ABOVE VEHICLE TO SECURE THE AMOUNT OF REPAIRS THERETO. YOU WILL NOT BE HELD RESPONSIBLE FOR LOSS OR DAMAGE TO VEHICLE OR ARTICLES LEFT IN VEHICLE IN CASE OF FIRE, THEFT, ACCIDENT OR ANY OTHER CAUSE BEYOND YOUR CONTROL.						TOTAL LABOR 1150-	
AUTHORIZED BY _____ RECEIVED BY _____						Balance Due 302.50	
GAL GASOLINE \$						TOTAL PARTS 983.61	
QTS. OIL \$						GAS, OIL, GREASE	
LBS. GREASE \$						SPECIAL REPAIRS	
TOTAL GAS - OIL - GREASE						ENVIRONMENTAL CHARGES 15-	
						Freight 18-	
						STATE TAX 100.82	
						TOTAL AMOUNT 2549.93	

DEPENDABLE TIRE & BRAKE

Phone (415) 456-2311
Fax (415) 456-8740

25 Market Street
San Rafael, CA 94901

BAR# AG126629
EPA# CAL 000 012 611

INVOICE PENDING PAYMENT

INVOICE NUMBER 1087310
July 18, 2024 10:44

54 JAGUAR XK120 4X3X186 CA
V.I.N. NUMBER

P/T: 07/18/2024 @ : ENGINE
MILEAGE 11,244

PART NO.	DESCRIPTION	PRICE
----------	-------------	-------

DEPENDABLE TIRE AND BRAKE
25 MARKET ST
SAN RAFAEL, CA 94901
(415) 456-2311

Merchant ID: 002318343
Term ID: 0625

Sale

CODE	LABOR OPERATION	PRICE
002	INSTALL CUSTOMER SUPPLIE PORTA-WALLS	175.00

LF _____ PSI, RF _____ PSI
LR _____ PSI, RR _____ PSI

Entry Method: Chip Read
Apprvd: Online
07/18/24
Batch#: 000005
15:12:04
Intvl: 00000005
Appr Code: 864530
Total: USD\$ 175.00

Mode: Issuer
TVR: 000000000
IAD: 06550103602002
TSI: F000
ARC: 00

I agree to pay above total amount
according to card issuer agreement
(Merchant agreement if credit voucher)

OMEN/BRUCE S

Customer Copy
THANK YOU

I HEREBY AUTHORIZE THE ABOVE REPAIR WORK TO BE DONE ALONG WITH THE NECESSARY MATERIAL AND HEREBY GRANT YOU AND/OR YOUR EMPLOYEES PERMISSION TO OPERATE THE VEHICLE HEREIN DESCRIBED ON STREETS, HIGHWAYS OR ELSEWHERE FOR THE PURPOSE OF TESTING AND/OR INSPECTION. AN EXPRESS MECHANIC'S LIEN IS HEREBY ACKNOWLEDGED ON ABOVE VEHICLE TO SECURE THE AMOUNT OF REPAIRS THERETO. I UNDERSTAND THAT THIS REPAIR FACILITY IS NOT AN INSURER OF SAID VEHICLE AND WILL NOT BE HELD RESPONSIBLE FOR LOSS OR DAMAGE TO VEHICLE OR ARTICLES LEFT IN VEHICLE IN CASE OF FIRE, THEFT, ACCIDENT OR ANY OTHER CAUSE BEYOND YOUR CONTROL. A STORAGE FEE OF \$10.00 PER DAY WILL BE ADDED TO REPAIR BILL IF VEHICLE IS NOT PICKED UP WITHIN THREE (3) WORKING DAYS OF COMPLETION OF WORK.

AUTHORIZED BY X

ORIGINAL ESTIMATE 175.00

I ACKNOWLEDGE NOTICE AND ORAL APPROVAL OF AN INCREASE IN THE ORIGINAL ESTIMATED PRICE.

(SIGNATURE OR INITIALS)

RECOMMENDED SERVICES / FUTURE VEHICLE NEEDS

VISA	0.00	PARTS	0.00
M/C	0.00	SUBLET	0.00
AM. EXP	0.00	LABOR	175.00
DSCVR	0.00	HAZ. WASTE	0.00
OTHER	0.00		
CHECK	0.00		
CASH	0.00	SUB TOTAL	175.00
NAPA	0.00		
GM/WTY	0.00	TAX	0.00
O. C/C	0.00		
ATM	0.00	TOTAL	175.00
AM. PD.	0.00		

JAGUAR - REBUILD RECAP

8/23/2024

British Car Repair

Date Invoice # Initial Checkout and Repair + battery

(includes Braille Battery)

5/13/22 50634 \$ 1,085.00

8/16/22 50853 \$ 1,500.00

\$ 2,585.00

Vintage Auto Service

Phase I

4/10/23 1555 \$ 5,959.01

4/10/23 1549 \$ 5,548.06

4/19/23 1569 \$ 2,824.84

5/5/23 1570 \$ 7,808.86

\$ 22,140.77

Phase II

11/20/23 1626 \$ 3,782.52

12/20/23 1634 \$ 11,083.65

6/11/24 1650 \$ 11,834.88

6/11/24 1691 \$ 17,701.45

7/11/24 1609

7/11/24 1703 \$ 2,569.93

\$ 46,972.43

Moss Motors for covers

Storm Proof car cover

Satin Stretch car cover

Tonneau

1/30/23 5-6061147 \$ 349.73

2/15/23 5-6071408 \$ 303.09

2/16/23 5-6072070 \$ 865.99

\$ 1,518.81

WHITE WALLS

Price

\$ 95.00

Installation Dependable Tir

7/18/24

1087310

\$ 175.00

\$ 175.00

TOTAL COSTS

\$ 73,392.01

(That BSO can ascertain & confirm)

Vintage Auto Service


Restoration • Repair • Maintenance • Parts
4721 Tidewater Ave, Suite A Oakland, CA 94601
(510) 534 5464 vintageautoservice@gmail.com

INVOICE

INVOICE NO: 1772

DATE: 5/30/2025

CLIENT



CAR

Model: 52 Jaguar XK 120 OTS

Mileage 11,786

Chass No. 675583

DESCRIPTION	CONDITION	QUANTITY	PRICE
Oil filter	New	1	\$13.63
Engine oil - 40wt	New	12qts	\$111.48

PARTS TOTAL \$125.11

HOURS OF LABOR	HOURLY RATE	TOTAL LABOR
8	\$230	\$1,840

Short Summary:

-Adjust clutch pedal pre-load & fuel mixture
-Fabricate & install clamp for power
steering motor
Change engine oil & filter

PARTS + LABOR	\$1,965.11
SUBLET LABOR	\$0.00
GAS, OIL, GREASE	\$0.00
ENVIRONMENTAL	\$15.00
FREIGHT	\$0.00
TAX CHARGE	\$12.82
Balance Due \$	1,992.93

Terms & Instructions

Credit cards will have a processing fee of 4%. Please make checks payable to "Vintage Auto Service".